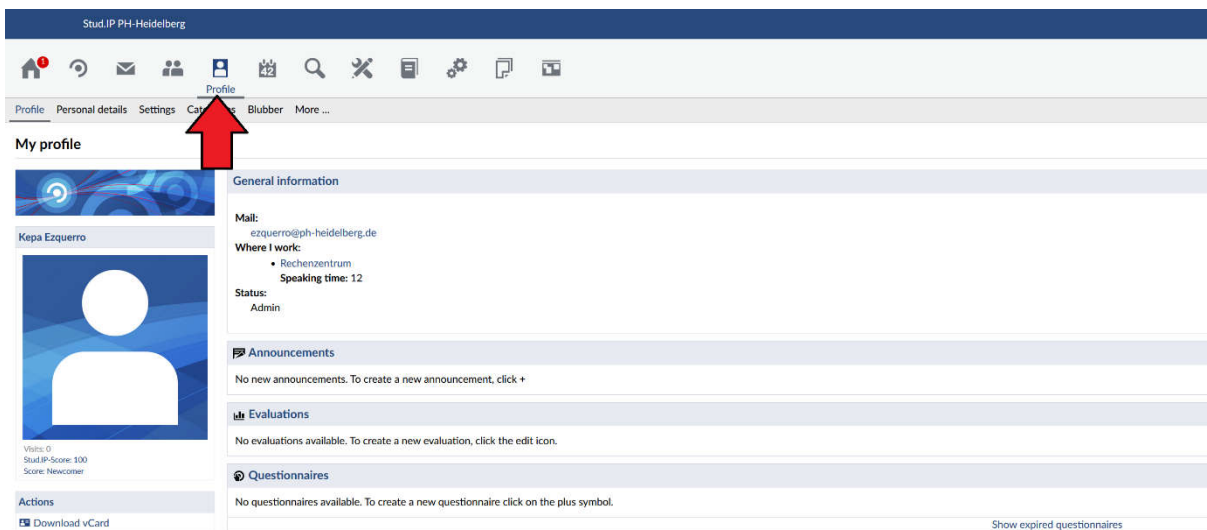
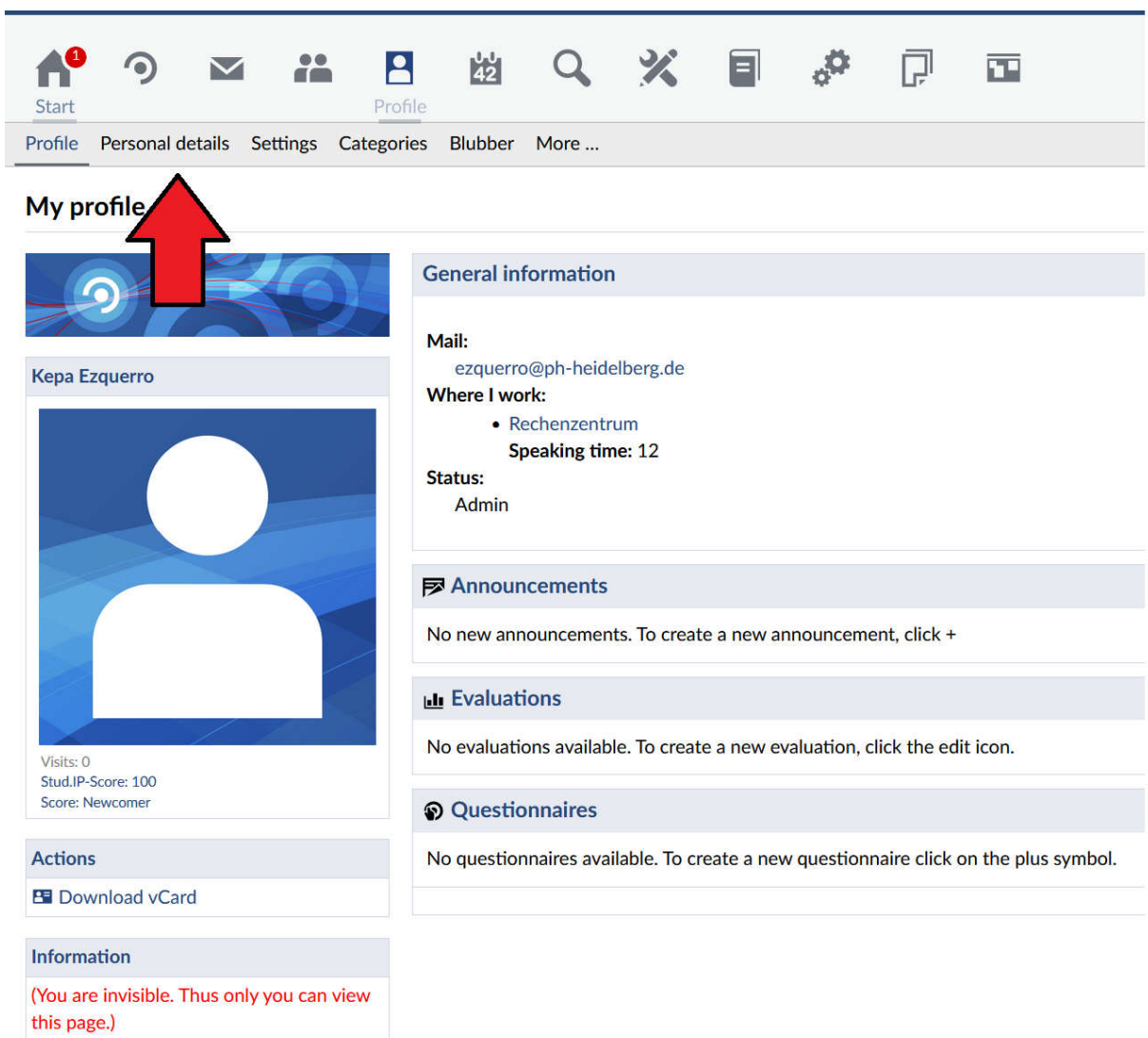


Stud.IP – Sprechzeiten im Profil ändern

Zunächst müssen Sie auf die Option Profil klicken.



Dann müssen Sie auf "Persönliche Daten" klicken.



Dann müssen Sie auf Institutsdetails klicken

Stud.IP PH-Heidelberg

Profile

Profile Personal details Settings Categories Blubber More ...

Edit personal details

Basic details

- Change password
- Further details
- Institute details**

Edit personal details

Username *
adm-ezquerro

First name *
Kepa

Title
Enter title

Second title
Enter postpo

E-mail

E-mail *
ezquerro@ph-heidelberg.de

Re-type e-m
ezquerro@pl

Gender

unknown
 male
 female
 diverse

Accept

Wählen Sie dann die Optionen des Instituts aus

Courses Profile

Profile Personal details Settings Categories Blubber More ...

Edit institute details

Basic details

- Change password
- Further details
- Institute details**

Assignments to institutes


- Rechenzentrum**

Select institution and function:

-- Please select --

Allocate


Dort können Sie Ihre Sprechzeiten ändern.



Profile

Profile Personal details Settings Categories Blubber More ...

Edit institute details



- Basic details
- Change password
- Further details
- Institute details**

Assignments to institutes

▼ Rechenzentrum

Status Admin

Room

Speaking time

phone

Default address ⓘ

The institute is not on the profile page ⓘ

